



Number of EMI & PI

8

Number of EMI

7

Number of PI

EMI – electronic money institutions

0

during the year

-3

during the year

MI – payment institutions



EMI & PI payments

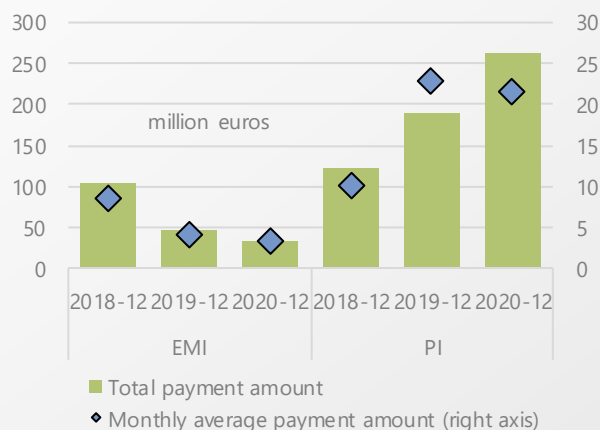
Comparing to 2019



-25.4% (EMI)



38.3% (PI)



EMI & PI licences

2

Number of licenced EMI

4

Number of licenced PI

6

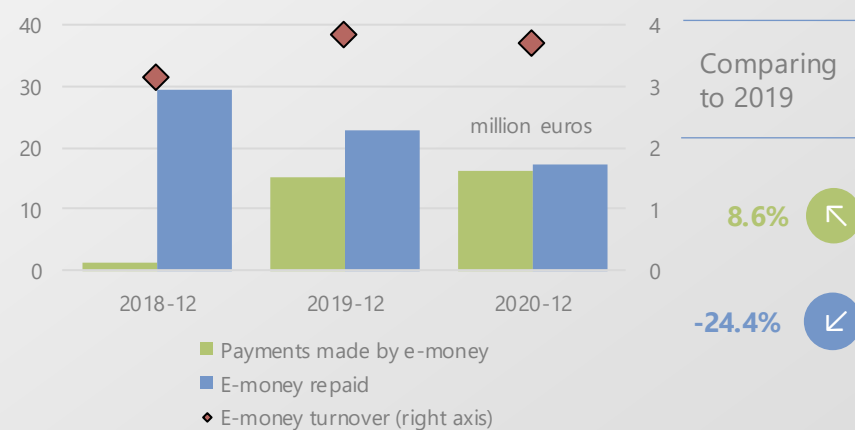
Number of registered EMI

3

Number of registered PI



Turnover of e-money (EMI)



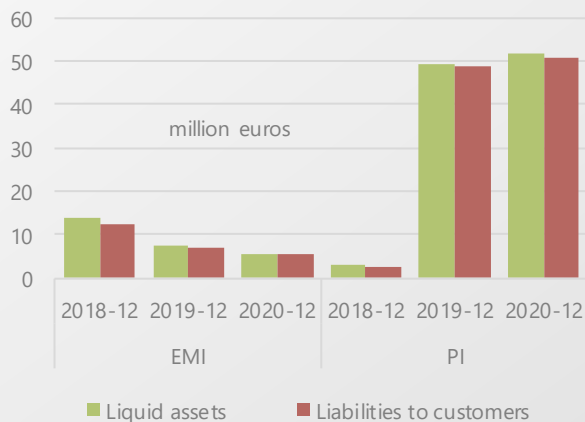
Comparing to 2019

8.6%

-24.4%



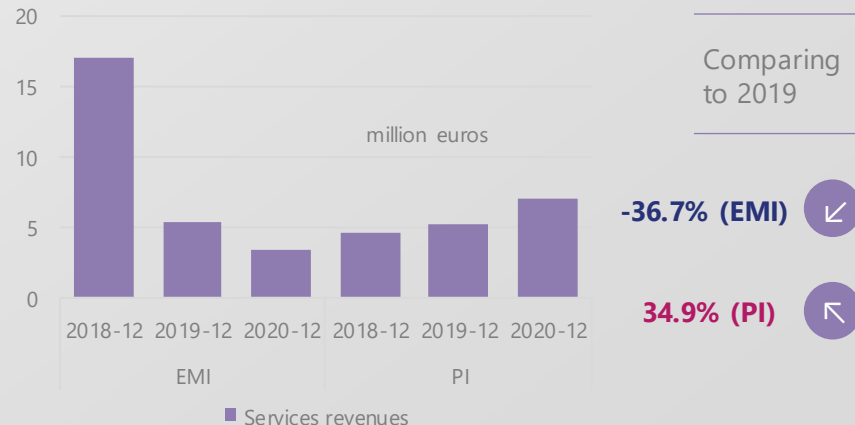
EMI & PI liquid assets & liabilities to customers



Liquid assets > Liabilities to customers



EMI & PI services revenues



Comparing to 2019

-36.7% (EMI)

34.9% (PI)