



Number of insurers

6

Insurance companies

Life: ●●
Non-life: ●●●●

11

Insurance branches

Life: ●●●●
Non-life: ●●●●●●

75

Insurance brokers



Investment portfolio (Insurance companies)

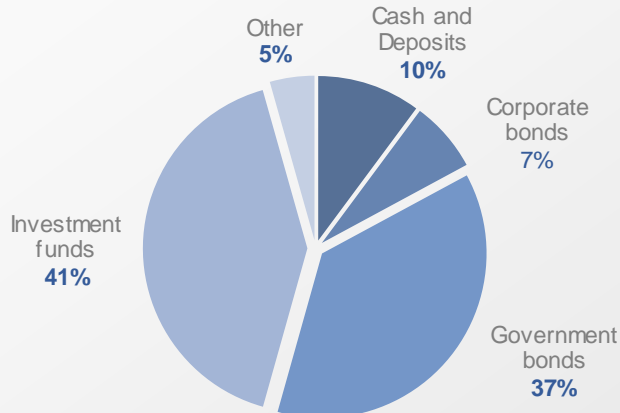
Total investments

€ 1.4 billion

Compared to 2019:

+8% ↑

Investment growth



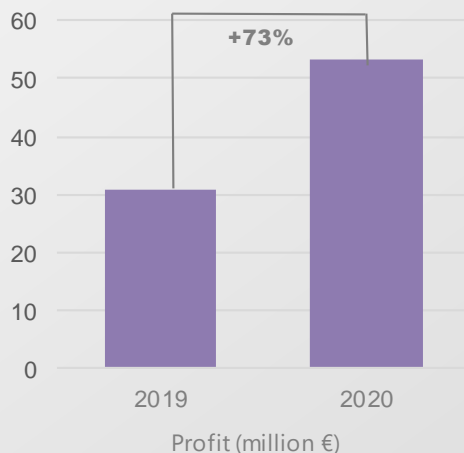
Solvency and Profitability (Insurance companies)

Profit

€ 53 millions

Solvency ratio* **173%**

Return on Assets (ROA) **3.6%**



Premiums written (Insurance companies and branches)

Total premiums written

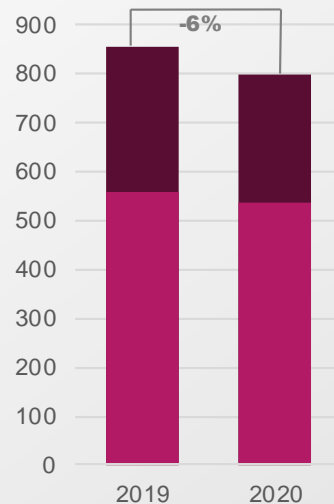
€ 809 millions**

LV premiums written

€ 549 millions**

€ 288

LV premiums per capita

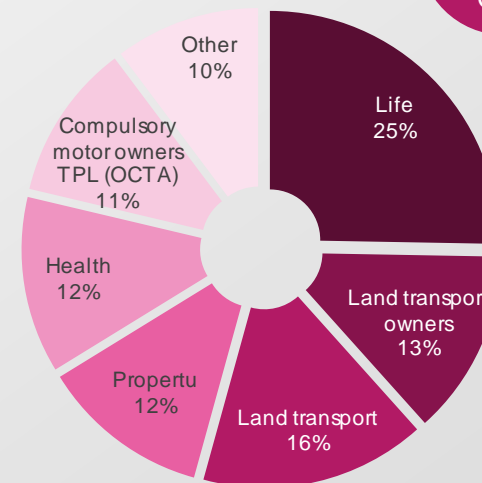


Compared to 2019:

-2% ↓

LV premiums written

2%
LV premiums/GDP



Claims paid (Insurance companies and branches)

Total claims paid

€ 508 millions**

LV claims paid

€ 342 millions**

Compared to 2019:

-7% ↓

LV claims paid

