

STATE FUNDED PENSION SCHEME

PRIVATE PENSION FUNDS

Number of funds and their members

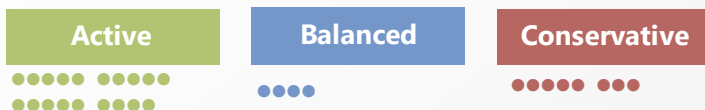
7 Asset managers

1.3 mln members

6 Private pension funds:
5 opened, 1 closed

0.3 mln members

31 Investment plans



16 Pension plans



35% of economically active population

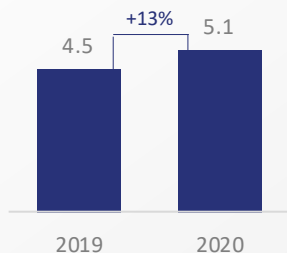
Assets

Assets

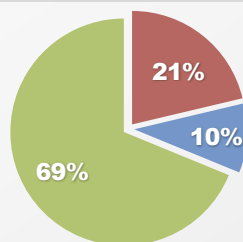
€5.1 bln

bln

€3.9 thsd per capita



Assets (bln EUR)



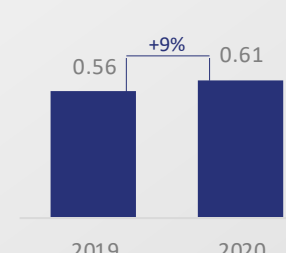
Assets

Assets

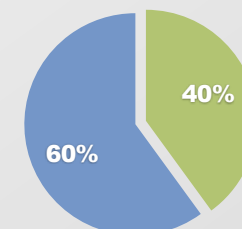
€0.6 bln

bln

€1.8 thsd per capita



Assets (bln EUR)



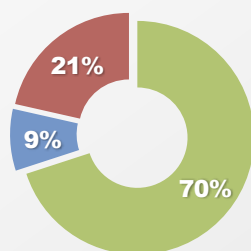
Assets

Contributions to plans and management costs

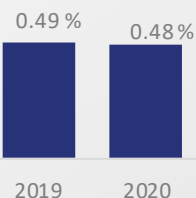
Contributions

€1.0 bln

bln



Contributions

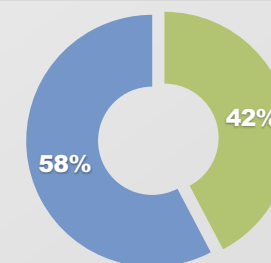


Management costs (% of net assets)

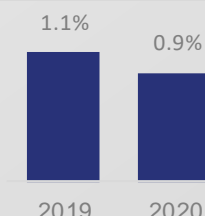
Contributions

€0.1 bln

bln



Contributions



Management costs (% of net assets)

Compared to 2019:

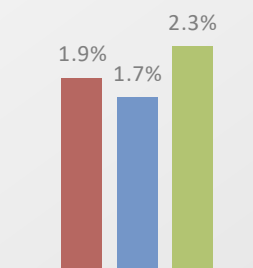
+4% ↑ Contributions

Compared to 2019:

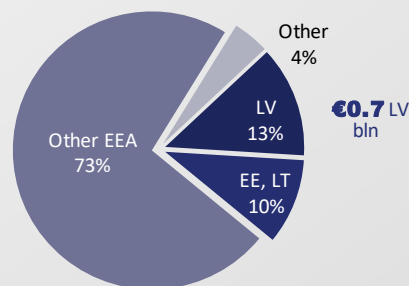
+3% ↑ Contributions

Investments geographical distribution and return on investments*

2.1% return on investments



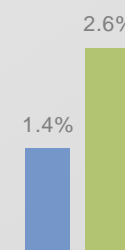
Return on investments



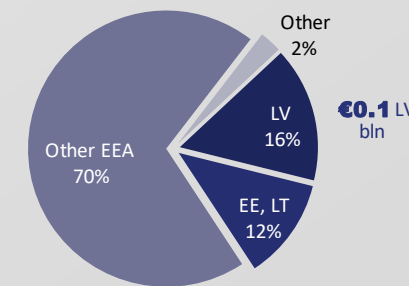
Investments

€0.7 LV bln

2.0% return on investments



Return on investments



Investments

€0.1 LV bln