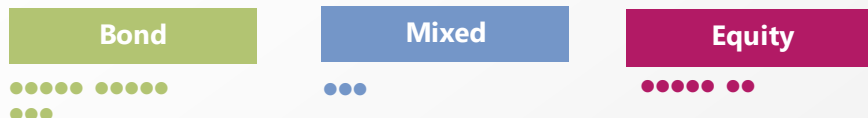


INVESTMENT FUNDS

Number of investment management companies and investment funds

11 Investment management companies*

23 (-1)¹ Investment funds



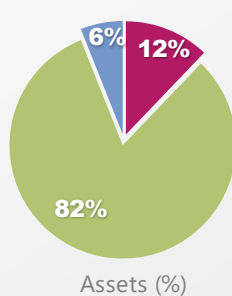
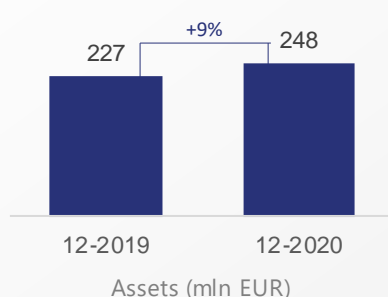
23 (+3)¹ Alternative investment management companies*

26 (-2)¹ Alternative investment funds

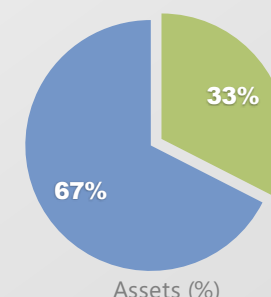
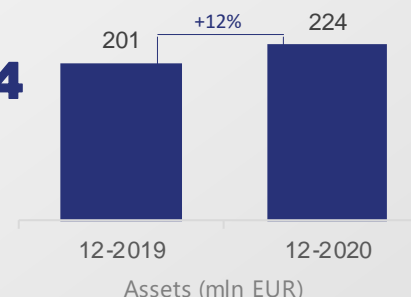


Assets

Assets
€248
mln



Assets
€224
mln



Investments, its structure and return on investments**

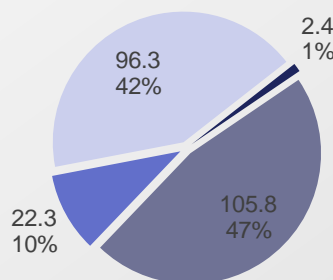
Investments
€244
mln

Geographical distribution of investments (mln EUR, %) 12-2020

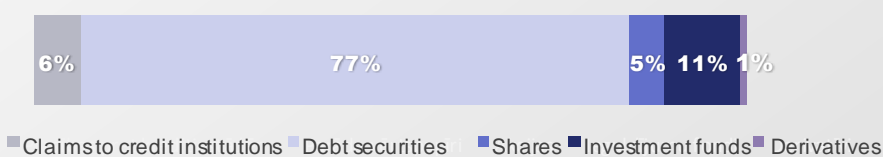
Comparing to 2019:

+11% ↑ Investments

- Latvia
- Other EEA countries
- CIS countries
- Other countries



Structure of investments by types of instruments (%) 12-2020



Return on investments (%)

-3.3%

1.5%

4.5%

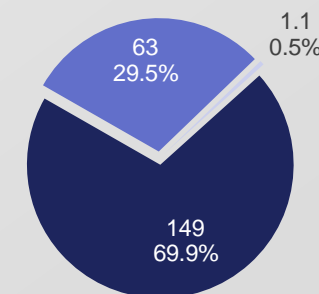
Investments
€213
mln

Geographical distribution of investments (mln EUR, %) 12-2020

Comparing to 2019:

+8% ↑ Investments

- Latvia
- Lithuania, Estonia
- Other countries



Structure of investments by types of instruments (%) 12-2020

