

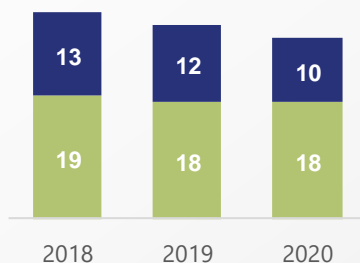
REGULATED MARKET



Number of issuers

28
issuers

18
equity issuers
10
bond issuers



Capitalization

Market capitalization
€ 2.89 billions

In comparison to 2019:

- ↗ **+ 6.1%**
- ↗ **7.1% shares**
- ↗ **5.7% bonds**



Shares
€ 868 millions

Bonds
€ 2.02 billions

3.0%,
GDP

Equity*

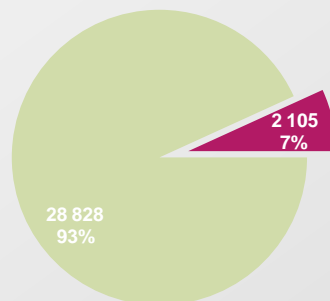
6.9%,
GDP

Debt securities*



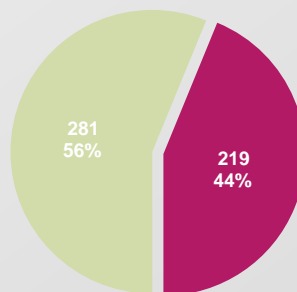
Number of trades

Shares



Regulated Market Alternative Market

Bonds



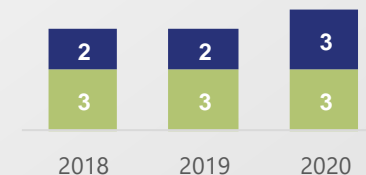
ALTERNATIVE MARKET



Number of issuers

6
issuers

3
equity issuers
3
bond issuers



Capitalization

Market capitalization
€ 83.3 billions

In comparison to 2019:

- ↗ **+ 163.3%**
- ↗ **168.8% shares**
- ↗ **55.0% bonds**



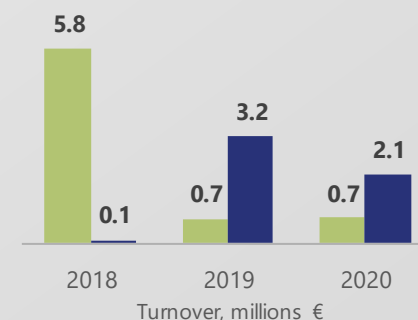
Shares
€ 81 million

Bonds
€ 2.3 millions

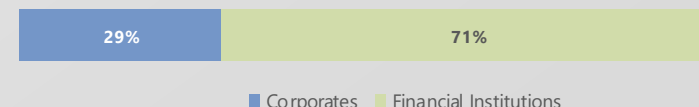


Turnover

Shares
Bonds

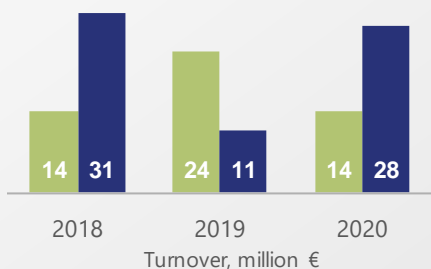


Turnover of debt securities by issuer segment, %



Turnover

Shares
Bonds



Turnover of debt securities by issuer segment, %

