

## REGULATED MARKET

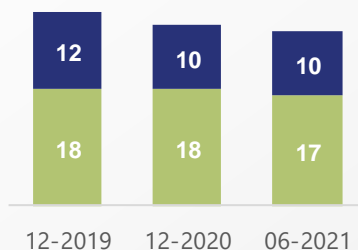


### Number of issuers

**27**  
issuers

**17**  
equity issuers

**10**  
bond issuers



### Capitalization

Market capitalization  
**€ 2.69** billions

In comparison to 2020 end:

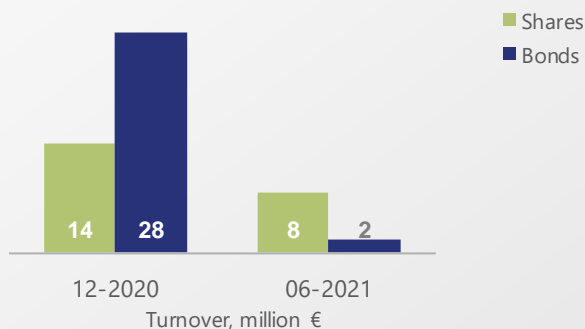
- ↓ -6.7%
- ↓ -15.2% shares
- ↓ -2.2% bonds



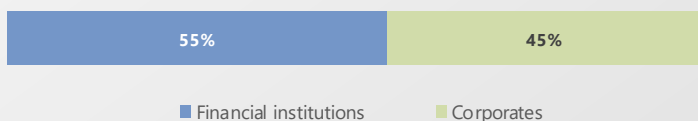
### Number of trades



### Turnover



Turnover of debt securities by issuer segment, %



## ALTERNATIVE MARKET

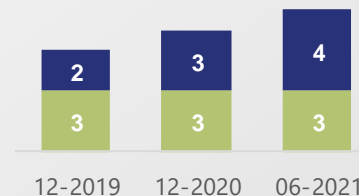


### Number of issuers

**7**  
issuers

**3**  
equity issuers

**4**  
bond issuers

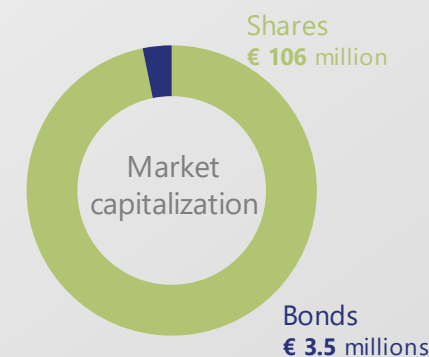


### Capitalization

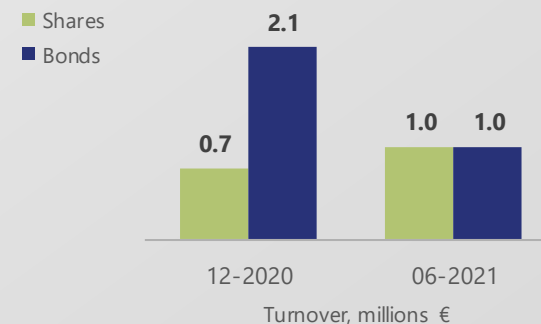
Market capitalization  
**€ 109.6** billions

In comparison to 2020 end:

- ↗ +31.6%
- ↗ 31.0% shares
- ↗ 46.9% bonds



### Turnover



Turnover of debt securities by issuer segment, %

