



Number of banks and total assets

13

banks

3

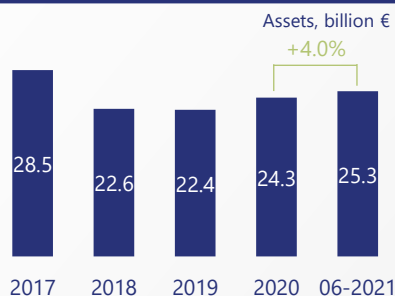
branches
of EU banks

€ 25.3

billion or

~86%

of GDP



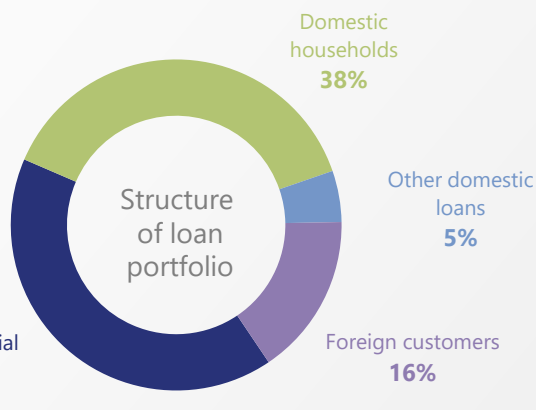
Loan portfolio

Total loan portfolio

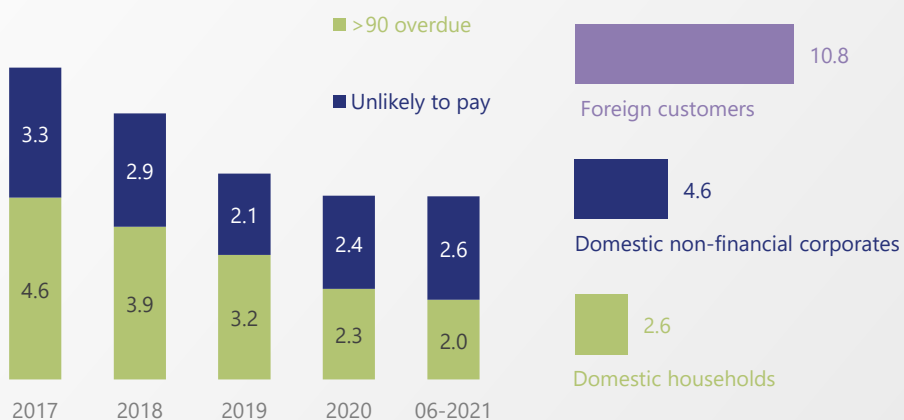
€ 14.1 billion

Compared to:

- 03-2021 -0.8%
- 12-2020 +7.9%
- 06-2020 +6.1%



Share of non-performing loans*, %



Prudential ratios

CET1 capital ratio

24.1%

15.9%

Liquidity coverage ratio

312.3%

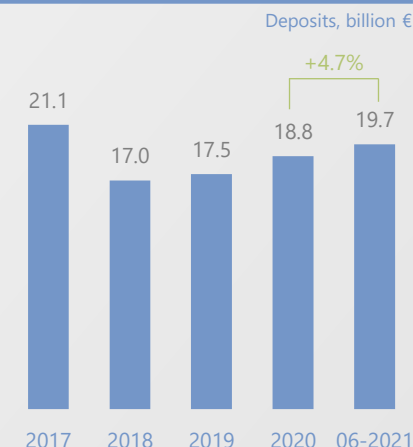
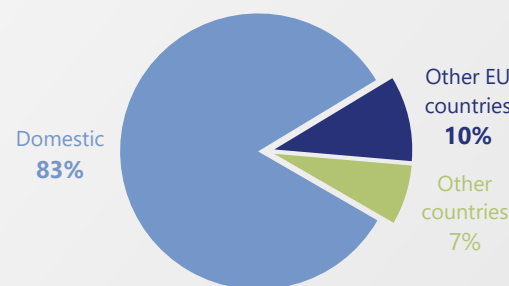
173.7%



Deposits

Total deposits

€ 19.1 billion



Profitability

Total banking sector profit

€ 146 million

Return on equity (ROE)

10.7%

7.6%

Cost-to-income ratio (CIR)

61.4%

63.6%

