



Number of insurers

6

Insurance companies

Life: ●●
Non-life: ●●●●

11

Branches of a Member State insurers

Life: ●●●●●
Non-life: ●●●●●●●●●●



Investment portfolio (Insurance companies)

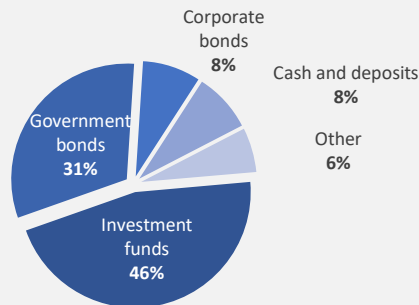
Total investments

€1.4 bln

Compared to 2020

3.20% ↑

Investment growth



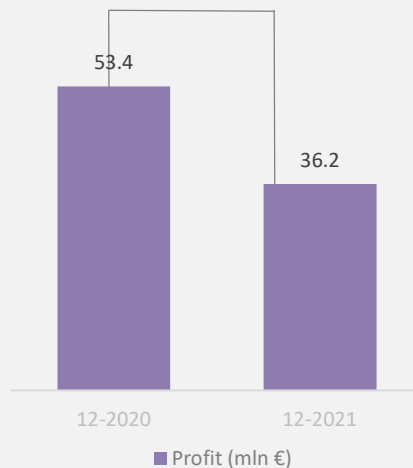
Solvency and Profitability (Insurance companies)

Profit

€36 mln

Solvency ratio* **177%**

Return on assets (ROA) **1.8%**



Premiums written (Insurance companies and branches)

Gross premiums written (total)

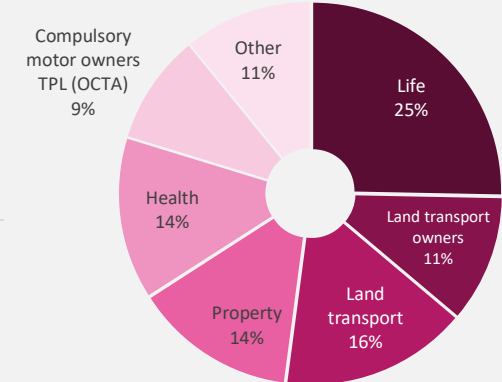
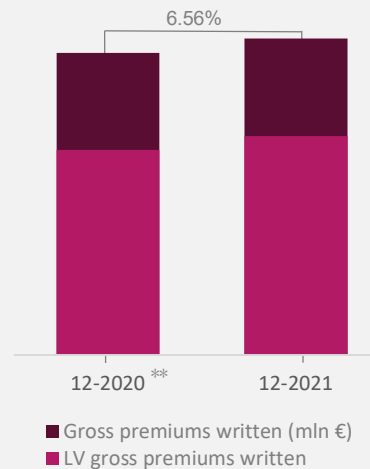
€849 mln

LV gross premiums written

€587 mln

Compared to 2020

6.56% ↑ LV gross premiums written



Claims paid (Insurance companies and branches)

Total claims paid

€541 mln

LV claims paid

€354 mln

Compared to 2020**

3.31% ↑

LV claims paid

