



PERFORMANCE INDICATORS OF LATVIA'S 2nd AND 3rd PENSION PILLARS

12-2021

STATE FUNDED PENSION SCHEME

PRIVATE PENSION FUNDS

Number of funds and their members

7 Asset managers

1.3 mln members

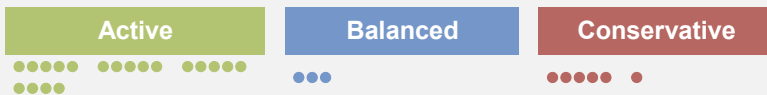
7 Private pension funds:

6 opened, 1 closed

0.4 mln members

39% of economically active population

28 Investment plans

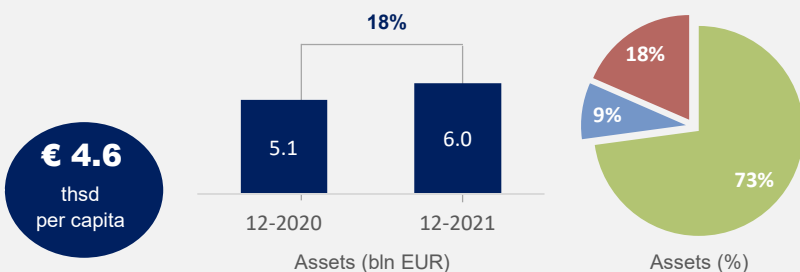


21 Pension plans

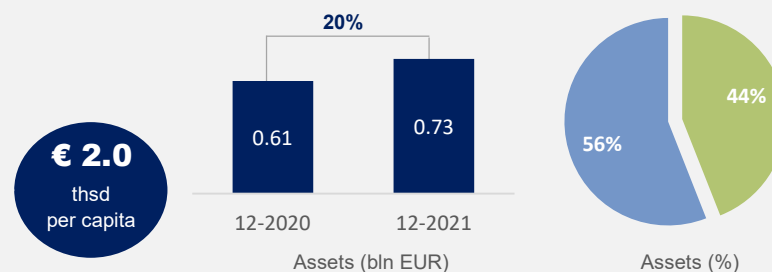


Assets

Assets
€ 6.0
bln

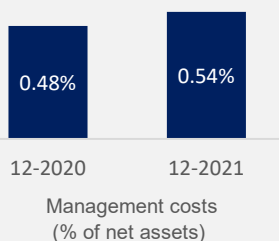
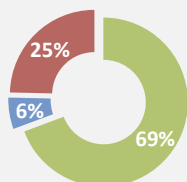


Assets
€ 0.7
bln

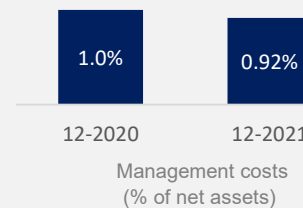
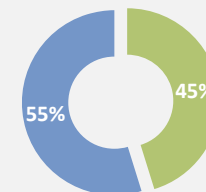


Contributions to plans and management costs

Contributions
€ 1.4
bln



Contributions
€ 0.11
bln



Compared to 2020

36% ↑ (Contributions)

(Contributions)

Contributions (%)

Management costs (% of net assets)

Compared to 2020

20% ↑ (Contributions)

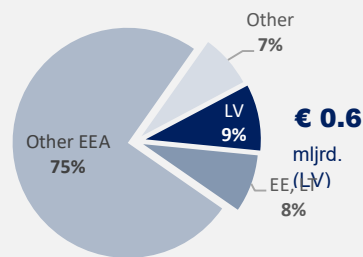
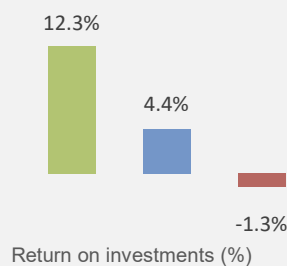
(Contributions)

Contributions (%)

Management costs (% of net assets)

Investments geographical distribution and return on investments*

9.1% return on investments



6.9% return on investments

