

REGULATED MARKET

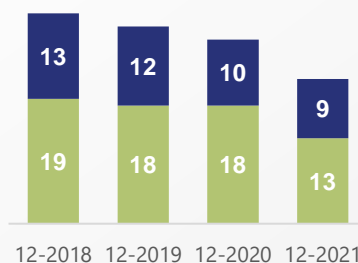


Number of issuers

22
issuers

13
equity issuers

9
bond issuers



Capitalization

Market capitalization

€ 3.1 billion

In comparison to 2020:

↗ **+ 6.9%**

↘ **-6.7% shares**

↗ **+12.8% bonds**



Shares
€ 810 million

2.4%
GDP

Equity*

6.9%
GDP

Debt securities*

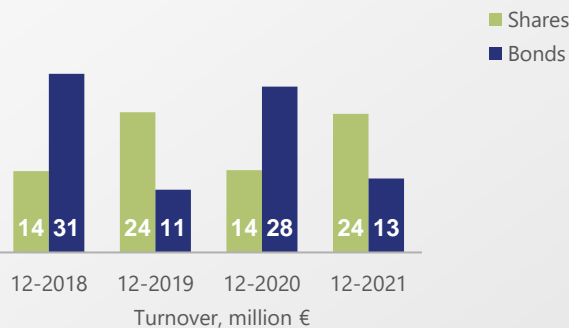


Number of trades

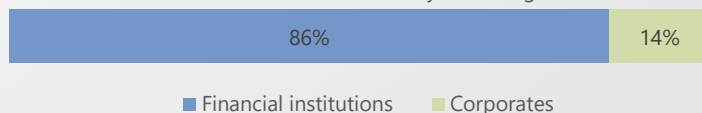
Bonds
€ 2.3 billion



Turnover



Turnover of debt securities by issuer segment, %



ALTERNATIVE MARKET

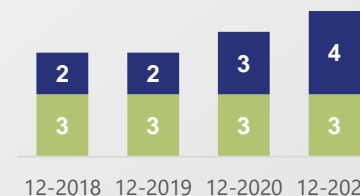


Number of issuers

7
issuers

3
equity issuers

4
bond issuers



Capitalization

Market capitalization

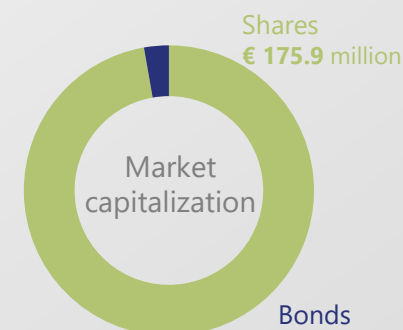
€ 180.9 million

In comparison to 2020:

↗ **+ 117.1%**

↗ **+117.3% shares**

↗ **+111.6% bonds**



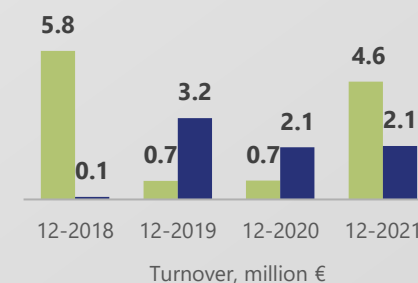
Shares
€ 175.9 million

Bonds
€ 5.0 million



Turnover

Shares
Bonds



Turnover of debt securities by issuer segment, %

