



## Number of banks and total assets

Total assets

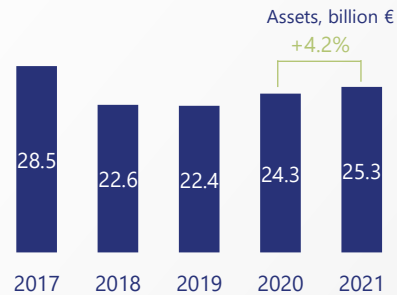
**€ 25.3** billion

**12**

banks

**4**

Branches of EU banks



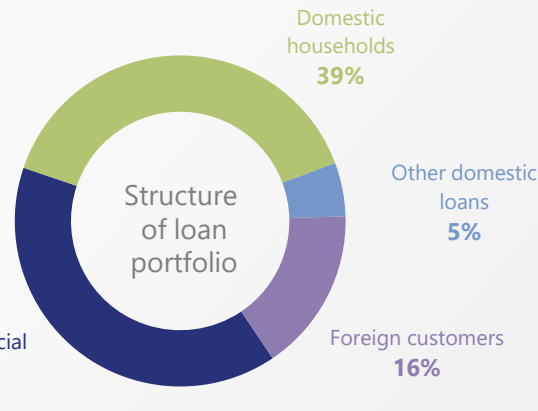
## Loan portfolio

Total loan portfolio

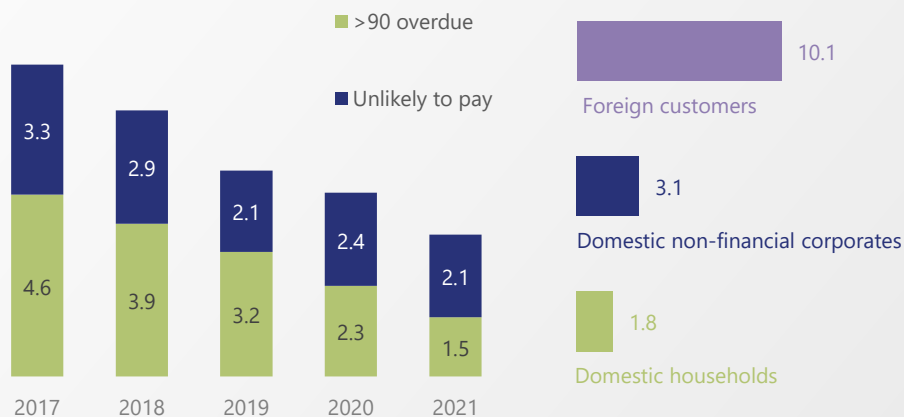
**€ 14.6** billion

Compared to:

- 09-2021 +1.2%
- 12-2020 +12.1%



Share of non-performing loans\*, %



## Prudential ratios

CET1 capital ratio

**23.2%**

**15.7%**

Liquidity coverage ratio

**320.4%**

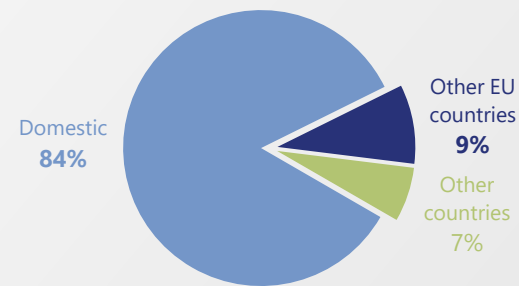
**174.7%**



## Deposits

Total deposits

**€ 20.1** billion



## Profitability

Total banking sector profit

**€ 292** million

Return on equity (ROE)

**10.2%**

**7.7%**

Cost-to-income ratio (CIR)

**61.9%**

**62.7%**

